




**CONSTRUCTION MACHINES,
MUNICIPAL,
SPECIALIST,
CRANES**





EWPA®

IS OVER 30 YEARS OLD!


The company was founded in 1989 and initially it operated in rented office space.

Currently, the headquarters has an area of over 10,000 m², providing comfortable working conditions for employees and a high standard of customer service. This applies especially to a professional stationary workshop, supported by a mobile service.

EWPA has been selling a wide range of machines for the construction, municipal, and agricultural industries

from the most recognized manufacturers since the beginning of its activity. It delivers them not only to the Polish market, but also to other European Union members, Ukraine, Turkey, and even the South Pole.

As part of its after-sales service, it sales spare parts, offers warranty and post-warranty repairs, as well as machine overhauls and rebuilds, and long-term rentals.



01 A global manufacturer offering a full range of construction equipment



BACKHOE LOADERS


 **ENGINE POWER**
FROM 112 TO 120 HP

 **WEIGHT**
FROM 8 TO 8.8 T



WHEEL LOADERS

 **ENGINE POWER**
FROM 144 TO 352 HP

 **WEIGHT**
FROM 11.9 TO 28.8 T



COMPACT LOADERS

 **ENGINE POWER**
FROM 60 TO 74 HP

 **WEIGHT**
FROM 5.4 TO 6.5 T



electric versions



MINI AND MIDI EXCAVATORS

 **ENGINE POWER**
FROM 11.8 TO 61 HP

 **WEIGHT**
FROM 1,3 TO 8,6 T

 **DIGGING DEPTH**
FROM 1,860 MM TO 4,900 MM



E-SERIES CRAWLER EXCAVATORS

 **ENGINE POWER**
FROM 80 HP TO 519 HP

 **WEIGHT**
FROM 13.9 T TO 71 T



WHEEL LOADERS

 **ENGINE POWER**
FROM 175 HP TO 197 HP

 **WEIGHT**
FROM 15 TO 21 T



GRADERS


 **ENGINE POWER**
FROM 138 HP TO 193 HP

 **WEIGHT**
FROM 12.8 TO 16.6 T



MINI LOADERS

 **ENGINE POWER**
FROM 48 HP TO 91 HP

 **WEIGHT**
FROM 2.3 TO 4.6 T



02

The Merlo Group has been a market leader in telehandlers and lifting equipment since 1964.

COMPACT SERIES

🚧 WITH A MAX. LIFT HEIGHT
FROM 7 M TO 9 M

👤 WITH A LIFTING CAPACITY
OF 5 TO 7 T

🌱 electric versions



HEAVY DUTY SERIES

🚧 WITH A MAX. LIFT HEIGHT
OF 8 TO 10 M

👤 WITH A LIFTING CAPACITY
OF 5 TO 12 T

ROTO SERIES (ROTATING)

🚧 WITH A MAX. LIFT HEIGHT
OF 16 TO 35 M

👤 WITH A LIFTING CAPACITY
OF 5 TO 7 T



PANORAMIC SERIES

🚧 WITH A MAX. LIFT HEIGHT
OF 12 TO 18 M

👤 WITH A LIFTING CAPACITY
OF UP TO 5 T

03 Evoquip offers
a comprehensive line
of crushing
and screening equipment.

JAW / IMPACT CRUSHERS

⊗ **WITH OUTPUT POTENTIAL**
FROM 30 TO 290 TPH



CONVEYORS

🏗️ **MAX. DISCHARGE HEIGHT**
FROM 8 TO 14.3 M

🏗️ **CONVEYOR LENGTH**
FROM 11.3 TO 22.9 M



SCREENERS

⊗ **WITH OUTPUT POTENTIAL**
FROM 80 TO 600 TPH





SHREDDERS

LOW-SPEED | MEDIUM SPEED
HIGH SPEED



electric versions



MATERIAL HANDLERS

WEIGHT
FROM 14 T TO 48 T



DRUM SCREENS

2-FRACTION | 3-FRACTIONE



CONVEYORS

LENGTH
FROM 20 TO 23.5 M

04

The manufacturer offers a wide range of products for shredding and segregation.





A TEREX BRAND

05

A leading manufacturer
of equipment for the wood
and biomass industries.

WOOD CHIPPER 6400 CT

 **WEIGHT**
FROM 37,600 TO 40,800 KG



WOOD CHIPPER Chipmax 484

 **WEIGHT**
WEIGHT FROM 42,500 TO 65000 KG



WOOD CHIPPER 5400 BT

 **WEIGHT**
WEIGHT FROM 31,700 TO 34,400 KG



GTC 350-2000

**LIFTING
CAPACITY CLASS**
FROM 35 T TO 156 T

MAX. RADIUS
without extensions:
FROM 27 M TO 60 M
**Max. radius
with extension:**
FROM 40 M TO 83 M



HK 4.050-1 4.070-1

**LIFTING
CAPACITY CLASS**
FROM 50 T TO 70 T

MAX. RADIUS
without extensions:
FROM 35,5 M TO 41 M
**Max. radius
with extension:**
FROM 44,5 M TO 56,8 M



AC 2.040-9.700-1

**LIFTING
CAPACITY CLASS**
FROM 40 TO 700 T

MAX. RADIUS
without extensions:
FROM 35,2 M TO 80 M
**Max. radius
with extension:**
FROM 47 M TO 147,5 M



AC 3.045-1 CITY

**LIFTING
CAPACITY CLASS**
45 T

MAX. RADIUS
without extensions:
31,2 M
**Max. radius
with extension:**
44,2 T

CC

LIFTING CAPACITY CLASS
FROM 400 T TO 3200 T





07 A manufacturer of
rough terrain cranes.



TRT

 **LIFTING CAPACITY CLASS:**
FROM 35 TO 90 T

 **MAX. RADIUS**
bez przedłużeń:

FROM 30.1 TO 47.0 M

MAX. RADIUS WITH EXTENSION:
FROM 38.1 TO 64.0 M



BACKHOE LOADERS**TELEHANDLERS**

industrial

Roto with man basket

ARTICULATED LOADERS

with high tip bucket from 3,0 m³ to 8 m³

ARTICULATED LOADERS

from 16t

**SLOW AND HIGH SPEED
SHREDDERS****CRUSHERS AND SCREENERS****ROUGH TERRAIN CRANES**

lifting capacity from 35 to 60 t

**LONG-TERM RENTAL
OF MACHINERY**

EQUIPMENT RENTAL PHONE

+48 601457615

**SALES
DEPARTMENT****Construction equipment**

Komorniki: tel. 601 896 689

Szczecin: tel. 601 770 626

Wrocław: tel. 695 744 888

Gdańsk: tel. 603 314 960

Municipal equipment

Komorniki: tel. 601 065 726

Szczecin: tel. 601 663 088

Wrocław: tel. 601 553 370

Gdańsk: tel. 605 665 677

Cranes, lifting machines

Komorniki: tel. 603 236 303

SERVICE**Construction
and municipal equipment**

tel. +48 61 8107 513 w. 414

tel. +48 662 997 955

**Cranes, handling
and crushing equipment**

tel. +48 61 8107 513 w. 440

tel. +48 607 111 966

PARTS**CASE, MERLO**

tel. 61 8107 513 w. 413

tel. +48 601 669 995

tel. +48 607 631 866

TEREX, DEMAG, TADANO

tel. 61 8107 513 w. 440

tel. +48 577 477 115



